


S1500 BLADE COMPACTOR



MEDIUM TO LARGE VOLUMES

The S1500 Stationary Compactor provides compaction and containment of medium to large volumes of general waste, paper, cardboard and other recyclables.

SUPERIOR COMPACTION FORCES

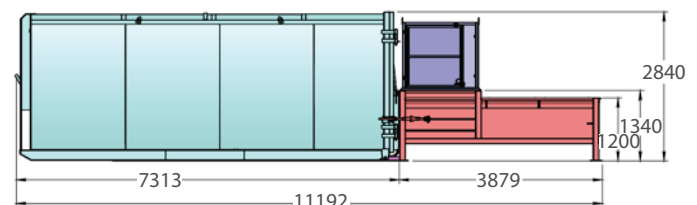
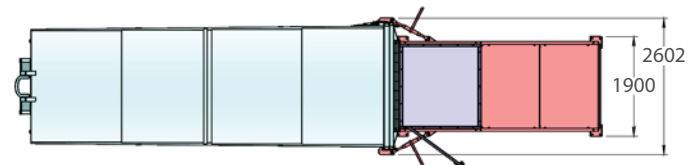
The S1500 can be designed for hand, bin lifter, tippler bin and chute loading. When full, the body or container is easily removed for emptying. The superior compaction forces provide high payloads to reduce your carbon footprint and your transport costs.



- /// CUSTOM DESIGNED
- /// 24/7 NATIONAL SERVICE & SUPPORT
- /// OVER 20 YEARS OF EXPERIENCE

TECHNICAL SPECIFICATIONS

Chamber Volume	1.8 m ³
Swept Volume	1.4 m ³
Machine Capacity	110 m ³ /hr
Clear Top Opening (W x L)	1500 x 1340 mm
Hydraulic Cylinder Stroke	1700 mm
Hydraulic Cylinder Size	130 Bore, 90 Rod (mm)
Container Penetration	350 mm
Pack Black Face Size (W x H)	1500 x 560 mm
Discharge Opening	1500 x 760 mm
Electric Motor Size	7.5 kW
Cycle Time (unloaded)	47 s
Hydraulic Pump Flow	27 L/min
Maximum Compaction Force	225 kN
Power Required	415V 20A



Standard 31m³ bin layout.