


# S2000 BLADE COMPACTOR



## FOR LARGE VOLUMES

The S2000 Stationary Compactor provides compaction and containment of large volumes of general waste, paper, cardboard and other recyclables.

## SUPERIOR COMPACTION FORCES

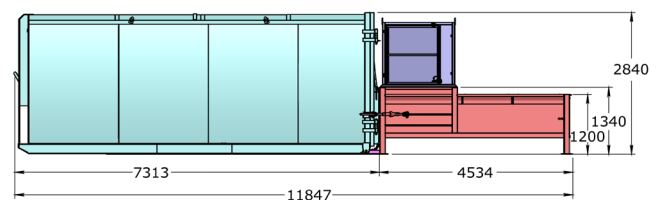
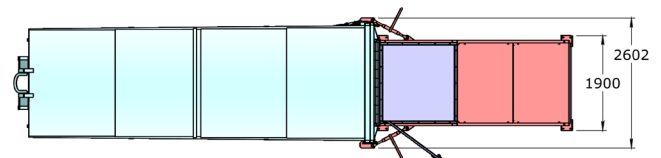
The S2000 can be designed for hand, bin lifter, tippler bin and chute loading. The superior compaction forces provide high payloads to reduce your carbon footprint. When full, the body or container is removed for emptying.



- /// CUSTOM DESIGNED
- /// 24/7 NATIONAL SERVICE & SUPPORT
- /// OVER 20 YEARS OF EXPERIENCE

### TECHNICAL SPECIFICATIONS

Chamber Volume	2.2 m <sup>3</sup>	
Swept Volume	1.7 m <sup>3</sup>	
Clear Top Opening (W x L)	1500 x 1650 mm	
Hydraulic Cylinder Stroke	2000 mm	
Hydraulic Cylinder Size	130 Bore, 90 Rod (mm)	
Container Penetration	350 mm	
Pack Black Face Size (W x H)	1500 x 560 mm	
Discharge Opening	1500 x 760 mm	
Maximum Compaction Force	225 kN	
Power Required	415V 20A	
Electric Motor Size	7.5 kW	or 11 kW
Machine Capacity	110 m <sup>3</sup> /hr	142 m <sup>3</sup> /hr
Cycle Time (unloaded)	55 s	43 s
Hydraulic Pump Flow	27 L/min	36 L/min



Standard 31m<sup>3</sup> bin layout.