


ST1000 BLADE COMPACTOR



FOR COMPACTION IN LIMITED SPACE

The ST1000 Stationary Compactor is designed for the compaction of large cardboard boxes and general waste product loads. The ST1000 is specifically designed for areas with limited space.

REMOTE MOUNTED CONTROL BOX

The ST1000 is designed to have a very short head to suit tight room restraints. The power pack and control box are remote mounted to suit all site installations. The ST1000 can be designed for hand, bin lifter, tipler bin and chute loading.



- /// CUSTOM DESIGNED
- /// 24/7 NATIONAL SERVICE & SUPPORT
- /// OVER 20 YEARS OF EXPERIENCE

TECHNICAL SPECIFICATIONS

Chamber Volume 1.3 m³

Swept Volume 1.0 m³

Clear Top Opening (W x L) 1500 x 875 mm

Hydraulic Cylinder Stroke 820 mm

Hydraulic Cylinder Size 100 Bore, 65 Rod (mm)

Container Penetration 300 mm

Pack Black Face Size (W x H) 1500 x 560 mm

Discharge Opening 1500 x 760 mm

Maximum Compaction Force 225 kN

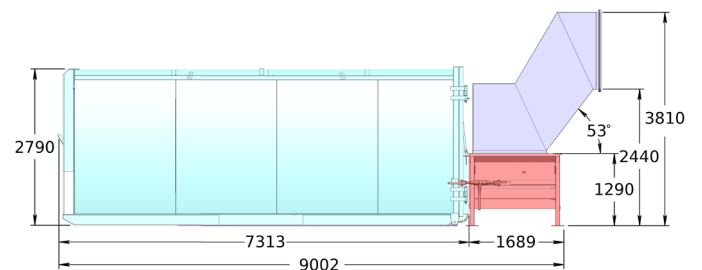
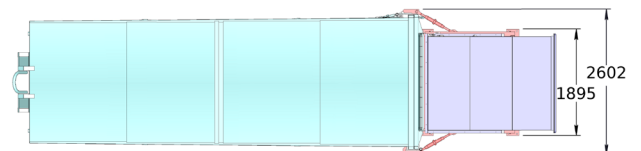
Power Required 415V 20A

Electric Motor Size 7.5 kW

Machine Capacity 110 m³/hr

Cycle Time (unloaded) 40 s

Hydraulic Pump Flow 27 L/min



Standard 31m³ bin layout.